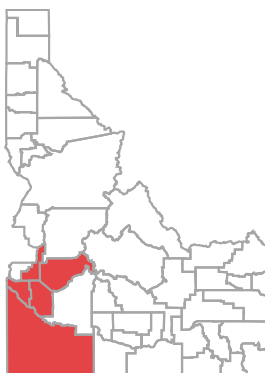


## AND THE HIGH-TECH INDUSTRY



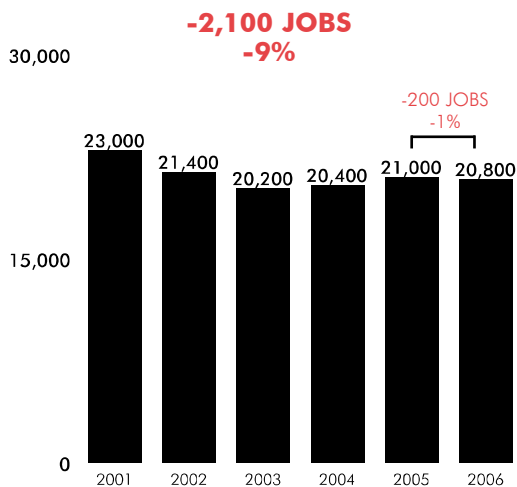
|                                  |                 |
|----------------------------------|-----------------|
| <b>JOBS</b>                      | <b>20,848</b>   |
| <b>ESTABLISHMENTS</b>            | <b>790</b>      |
| <b>PAYROLL</b>                   | <b>\$1.5 B</b>  |
| <b>AVERAGE WAGE</b>              | <b>\$70,066</b> |
| AVERAGE PRIVATE SECTOR WAGE      | \$36,724        |
| <b>BOISE'S UNEMPLOYMENT RATE</b> | <b>2.6%</b>     |

### **METROPOLITAN RANKINGS**

**51<sup>ST</sup>** IN HIGH-TECH EMPLOYMENT  
**54<sup>TH</sup>** IN HIGH-TECH JOB GROWTH

### **HIGH-TECH EMPLOYMENT TRENDS**

(2001 - 2006)

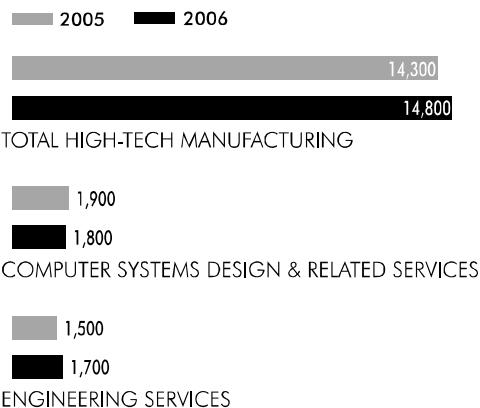


### **METROPOLITAN RANKINGS**

**17<sup>TH</sup>** IN HIGH-TECH EMP. CONCENTRATION  
**37<sup>TH</sup>** IN HIGH-TECH AVERAGE WAGE

### **LEADING HIGH-TECH INDUSTRY SECTORS**

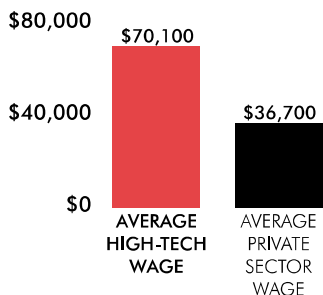
(EMPLOYMENT)



**90**  
**OF EVERY**  
**1,000**  
**PRIVATE SECTOR**  
**WORKERS IN**  
**BOISE ARE**  
**EMPLOYED**  
**BY HIGH-TECH**  
**FIRMS**

### **HIGH-TECH WAGE DIFFERENTIAL**

**91%** DIFFERENTIAL OF HIGH-TECH WAGES  
 COMPARED TO ALL PRIVATE SECTOR JOBS



Select data are rounded.

BOISE = IDAHO: Ada, Boise, Canyon, Gem, and Owyhee Counties

Source: U.S. Bureau of Labor Statistics